

الامتحان النهائي لمادة : تصميم صفحات الويب

للفصل الدراسي خريف 2021

اسم الطالب ..... رقم القيد .....

Question 1: Answer the following questions

(7)

1. Media queries can be used to check many things, such as:

- 1) .....
- 2) .....
- 3) .....

2. The most popular ways to specify the size of a box are to use

- 1) .....
- 2) .....
- 3) .....

3. There are five different position values:

- 1) .....
- 2) .....
- 3) .....
- 4) .....
- 5) .....

4. JavaScript can "display" data in different ways

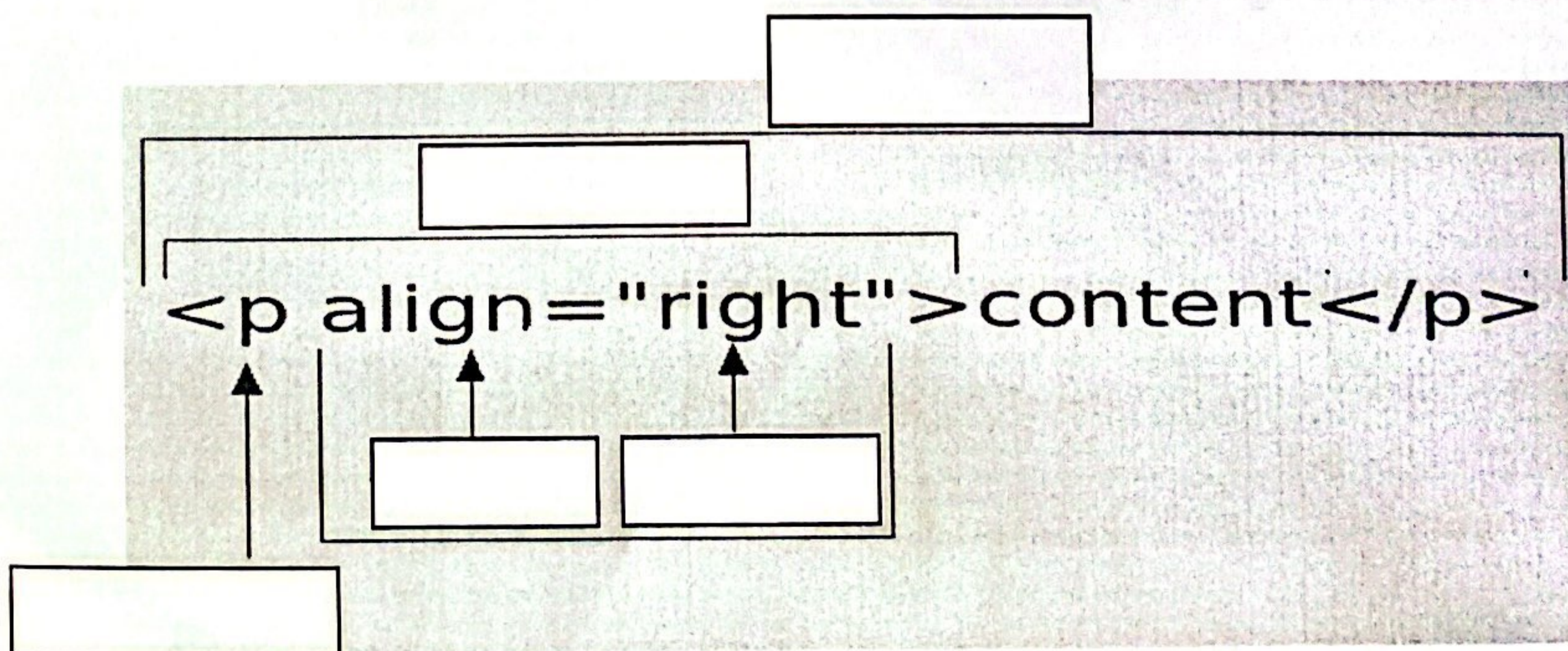
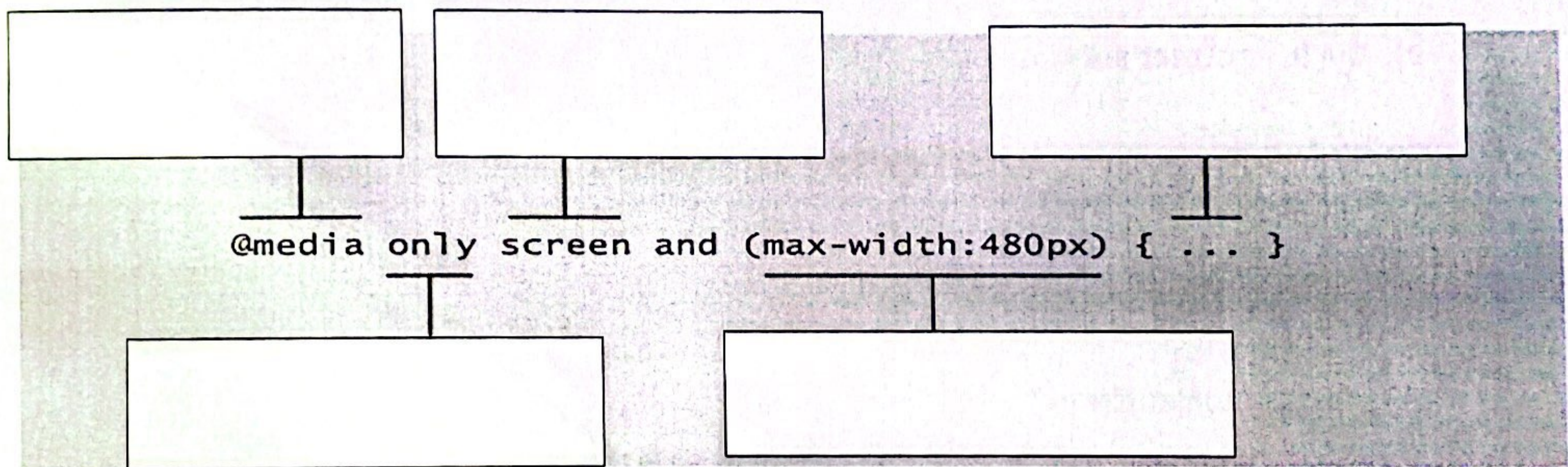
- 1) .....
- 2) .....
- 3) .....



Question 2: Explain the following (Tag/Elements/Attributes) ( 6 )

- 1. <div> .....
- 2. @media .....
- 3. <pre> :.....
- 4. <map> element is .....
- 5. Value attribute: .....
- 6. Selected attribute :.....

Question 3: Complete the blanks ( 5 )





( 5 )

**Question 4: Select the correct answer**

1. What is the correct JavaScript syntax to change the content of the HTML element below?

- a) `document.getElementById("demo").innerHTML = "Hello World!";`
- b) `document.getElementsByName("p").innerHTML = "Hello World!";`
- c) `document.getElement("p").innerHTML = "Hello World!";`
- d) `#demo.innerHTML = "Hello World!";`

2. How do you create a function in JavaScript?

- a) `function = myFunction()`
- b) `function:myFunction()`
- c) `function myFunction()`

3. How do you select all p elements inside a div element?

- a) `div p` Correct answer
- b) `div + p`
- c) `div.p`

4. - How do you insert a comment in a CSS file?

- a) `this is a comment`
- b) `/* this is a comment */`
- c) `// this is a comment`
- d) `// this is a comment //`

5. What is the correct HTML for making a text input field?

- a) `<input type="text">`
- b) `<textinput type="text">`
- c) `<textfield>`
- d) `<input type="textfield">`



Question 5: A- Trace the code and write the output

(4)

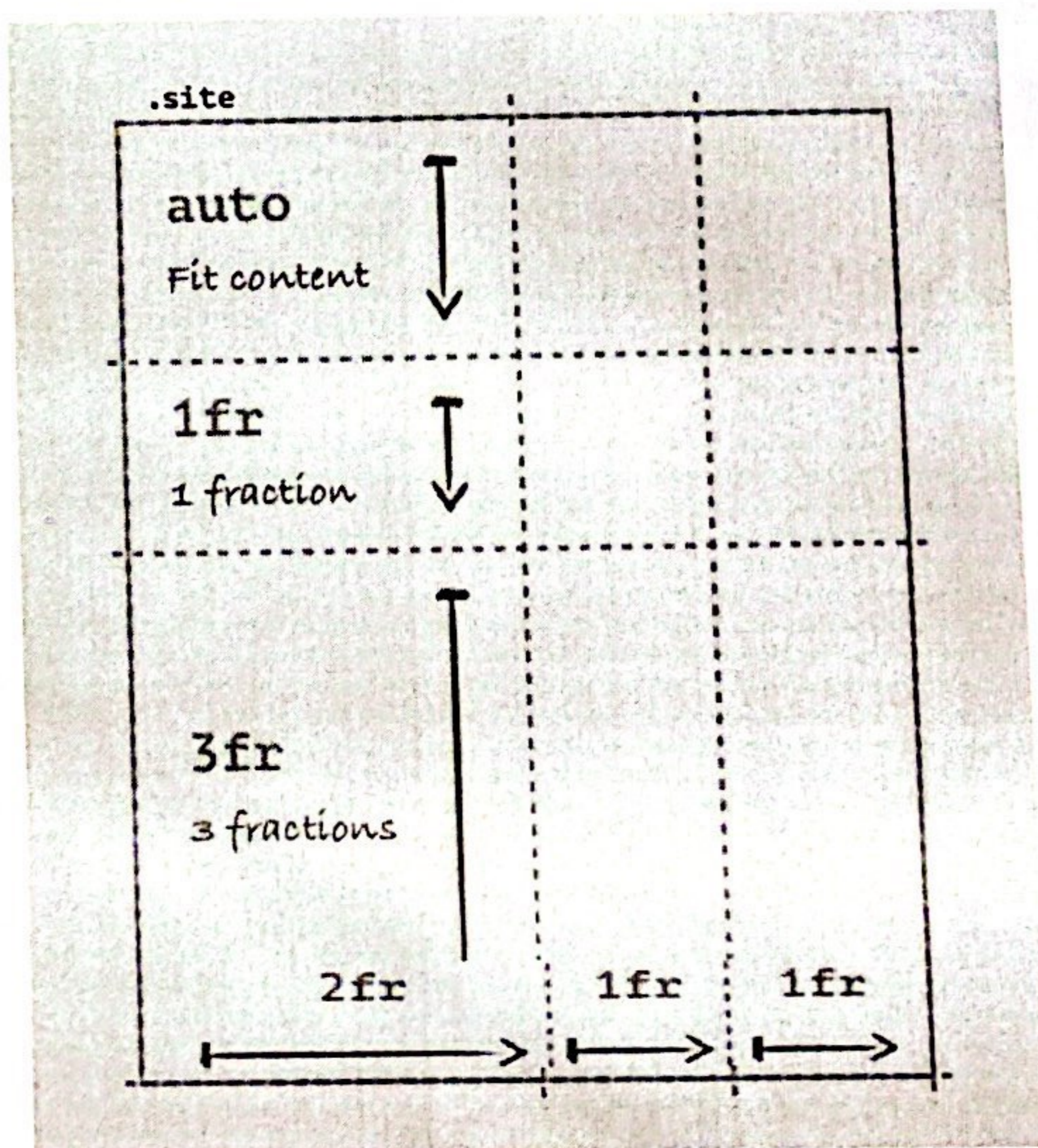
```

1  <!DOCTYPE html>
2
3  <html>
4  <head>
5      <title>        List of students        </title>
6  </head>
7  <body>
8      <div><h1>        List of students        </h1></div>
9      <script>
10         var names = ["Ahmad", "Ali", "Salma"];
11         var uNames = UpperCaseNames(names);
12         for (j = 0; j < uNames.length; ++j)
13             document.write(uNames[j] + "<br>");
14         function UpperCaseNames(names)
15         {
16             var s = new Array();
17             for (j = 0; j < names.length; ++j)
18                 s[j]=names[j].toUpperCase();
19             return s;
20         }
21     </script>
22 </body>
23 </html>

```

B-Write css code for the following grid.

(3)



(Good luck)